

Cue sheet

FOR STUDENTS

Welcome to *Cuesheet*, a performance guide published by the Education Department of the John F. Kennedy Center for the Performing Arts, Washington, D.C.

This *Cuesheet* is designed to help you enjoy the performance of Roald Dahl's *Willy Wonka*.



The candy marks topics for discussion or activities you may want to do with other students, friends, or family.


What's in *Cuesheet*?

What Happens in Roald Dahl's *Willy Wonka*?
pages 2-3

Telling the Story Through Music,
pages 4-5

Creating Wonka's World of Pure Imagination, pages 6-7

Think About... and Resources, page 8



Music and Lyrics by
Leslie Bricusse and Anthony Newley

Adapted for the Stage by
Leslie Bricusse and Tim McDonald

Based on the book *Charlie and the Chocolate Factory* by Roald Dahl



What Happens in Roald Dahl's



Main Characters

More than 30 characters appear in Roald Dahl's (pronounced ROW-all DOLL) *Willy Wonka*. Some are played by actors, others are played by puppets. The main characters are:

The children who tour the chocolate factory

Charlie Bucket, a poor boy

Augustus Gloop, a boy who loves food

Veruca Salt, a spoiled, bossy girl

Violet Beauregarde, a girl who loves gum

Mike Teavee, a boy who is **obsessed** with television

Charlie Bucket's family

Charlie's parents

Charlie's four grandparents (puppets)

People in the chocolate factory

Willy Wonka, the **eccentric** (pronounced ek-SEN-trik) owner of the factory

The Oompa Loompas, factory workers (puppets)

The Story

In the **musical**, Willy Wonka owns a magical and mysterious chocolate factory. Although he excels at making candy, he would like to retire. He hopes to find the right person to take his place.

Charlie Bucket's family is poor. They do not have enough money to buy food, warm clothes, or even some candy. Charlie dreams of making chocolate bars, just like his father, grandfather, and grandmother used to.

Everyone, but especially Charlie, is excited to learn that Willy Wonka has started a contest. The five lucky people who find golden tickets inside Wonka chocolate bars get a tour of the chocolate factory and a lifetime supply of chocolate. Charlie wants badly to win, but cannot afford to buy candy.

At the last minute, Charlie finds the final golden ticket. He joins the other winners—Augustus, Violet, Veruca, and Mike—on a **fantastical** tour of Wonka's chocolate factory. Wonka's workers, the Oompa Loompas, make the tempting treats. During the tour, each child breaks Wonka's rules.

Before Charlie leaves, he admits to Wonka that he broke the rules. Moved by Charlie's truthfulness, Wonka gives Charlie an incredible gift...

obsessed—extremely focused on one thing

eccentric—unusual and unpredictable

musical—a play that tells its story using dialogue and songs

fantastical—wonderful and almost unbelievable

Willy Wonka?

From Page to Stage

adapt—modify or change

consequences—events that happen because of things people do or say

improvise—to perform or write without practicing ahead of time

The story for the musical comes from a popular book, *Charlie and the Chocolate Factory* by Roald Dahl. To **adapt** the story for the stage, the playwrights decided which events and characters to keep or change and whether to create new characters and events. They also worked with people who wrote lyrics and music so that the songs would help tell the story.

Laughs & Scares



The musical Roald Dahl's *Willy Wonka* includes funny scenes and some scary moments.

Before the performance, think about these questions:

- 1 Charlie's grandparents do not hear very well. How might their conversations be funny?
- 2 The children take a boat ride through a dark and mysterious tunnel. How might this be scary? Funny?
- 3 When the children break the rules, they face **consequences**. How might these be scary? Funny?

After the performance, recall and **improvise** some situations that were both funny and scary.


Looking for an Heir



In the musical, Wonka is looking for an heir (pronounced AIR)—someone to take over the chocolate factory and carry on his work.


Think of something important that you do and take pride in. If you needed to find someone to take your place, how might you go about it? What qualities would you want that person to have? Why? Discuss or write your ideas.

After the performance, discuss the qualities that Wonka sought for his replacement.



Telling the Story Through

Singing Lessons

 The factory workers, the Oompa Loompas, teach a lesson to each of the five young visitors through the song, “Oompa-Loompa-Doompa-De-Do.” Here is the last verse that is repeated each time. The second line (the lesson) changes for each child:

“Oompa Loompa doom pa dee dah

If you’re not greedy, you will go far!

You will live in happiness, too!

Like the Oompa-Loompa, doom pa dee do.”

Here are the different second lines that you will hear. Note that one lesson is given twice.


1. If you’re not greedy, you will go far!
2. Given good manners, you will go far!
3. If you’re not spoiled, you will go far!
4. If you’re not greedy, you will go far!
5. If you are honest, you will go far!

Before the performance, guess which child (Charlie, Augustus, Veruca, Violet, or Mike) the Oompa Loompas are singing about.

During the performance, watch and listen to see whether your guesses were right.

After the performance, write a new second line about a lesson you need to remember. Try singing the verse with your words included.

Things to Think About

 The musical touches on several themes—subjects, messages, or lessons. The themes of the musical come out in the words and the music. After watching the performance, discuss or write what you learned about:

- Imagination
- Greed
- Telling the truth
- Thinking positive



Who Sings These Lines?



Before the performance, read each of the song lyrics below. Look for clues that help you guess who from the list of characters will sing the lines.

After the performance, check your guesses. (Don't peek! The answers are on the bottom of this page.) Also, in a small group, recall the song melodies and sing the lyrics.

List of Main Characters

The Oompa Loompas
Charlie Bucket
Charlie's parents
Charlie's grandparents
Mike Teavee
Violet Beauregarde
Veruca Salt
Augustus Gloop
Willy Wonka


1. "But soon I'll be retiring
To make way for someone new
Someone youthful and inspiring
But who?"
2. "Whenever my luck is on the blink,
I think positive!
Whenever I'm feeling down and out,
And don't know what to do,
I never give way to fear and doubt
'Cause thinking positive sees me through!"
3. "Some kids like electric trains
And some kids like to use their brains
To earn a university degree!
I don't share their thirst for knowledge
I don't see a need to go to college
Me, I see it all on TV!"
4. "You will find in your mind
There's a world of endless fascination!
No more fun place to be
Than in your imagination!"
5. "I only have one dream in life—
There's very little to it!
To own one stick of lifelong gum—
And all life long, to chew it!"
6. "I want the works—
I want the whole works!
Presents and prizes and sweets
and surprises
Of all shapes and sizes and now!
Don't care how!
I want it now!"
7. "There is a problem with lots of our
youth!
Not everybody likes telling the truth!
Telling the truth starts a beautiful
buzz—
Isn't it nice when someone does?"



Answers: 1. Willy Wonka 2. Charlie Bucket 3. Mike Teavee 4. Willy Wonka 5. Violet Beauregarde 6. Veruca Salt 7. The Oompa Loompas

Creating Wonka's World

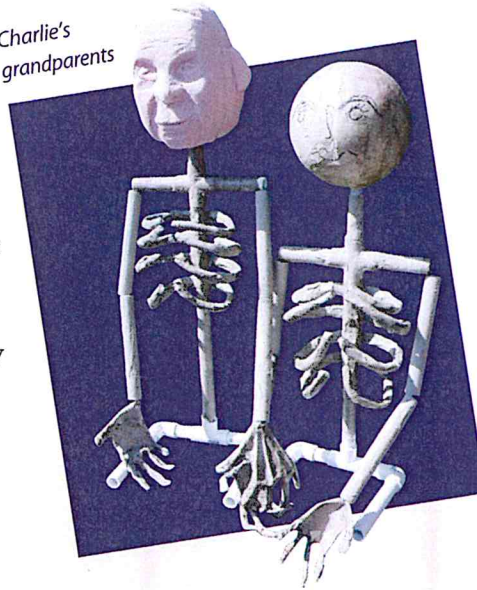
Setting the Stage for Your Imagination

 The people creating Roald Dahl's *Willy Wonka* want you to use your imagination during the performance. As the show opens, notice the bare stage and Willy Wonka singing about imagination.

During the performance, pay attention to how your imagination helps create the world outside and inside the chocolate factory. Some other things you'll notice:


- ❶ The actors become other characters by changing costume pieces or using puppets.
- ❷ The actors move scenery panels and objects to change the setting.
- ❸ Special lighting is used when the children ride a boat through the tunnel inside the factory. This lighting makes parts of the scenery glow in the dark.

Charlie's grandparents



In the musical, puppets are used for some of the characters. These pictures show two kinds of puppets in the process of being constructed.

Wearing Many Hats

 Try your hand at changing characters quickly like the actors do in the musical.

Before the performance, collect some simple costume pieces, such as hats, scarves, sunglasses, aprons, or purses that are easy to put on and take off. Choose a character to be (like a cook, reporter, or detective) and dress the part. Then say the line, "He found a golden ticket!" Then change to another character by changing your costume. Speak the same line as the new character would (for example, excited, angry, sad, frightened). What else can you do to show you have switched characters? Afterward, talk about your experience.



Oompa Loompa

▼ Charlie's grandparents are puppets. Only their upper bodies are being built because they always sit in bed. Notice they are constructed as skeletons. This will make the poor, starving grandparents look thin even when they are dressed in pajamas. Notice too, how one of the round balls, used for the puppet head, has been carved. When completed, all puppets will have detailed faces.


▲ The Oompa Loompa puppets are attached to rolling stools. The actor sits on the stool and manipulates the puppet. When finished, the cardboard disks that comprise the body will be made of plywood cut to look like gears and painted bright green and purple.

PUPPETS DESIGNED BY MARIE SCHNEGGENBURGER

PHOTOS: MICHAEL WARCHOL

Of Pure Imagination

Problems to Solve

 Roald Dahl's *Willy Wonka* involves many fantastical events. This presents challenges for the people who create the sets, costumes, lighting, and sound effects.


Before the performance, work with a partner to make a plan for how you would show the following events on stage. Remember you can use only costumes, simple sets, lighting, and sound effects to solve each problem.

After the performance, compare your ideas with what actually happened.

- 1 Charlie floating after he drinks a fizzy drink
- 2 Augustus falling into a chocolate "waterfall"
- 3 Mike becoming just 6 inches tall after he travels through the TV
- 4 Violet turning blue and puffing out



In the Playwright's Shoes

 After the performance, try writing four to six lines of new dialogue that tell a part of the story. Choose one of the following scenarios or create your own.

Use your imagination as well as knowledge about the characters to decide what they might say to one another. Practice the conversation with a partner. How do the lines sound? Revise your lines as needed.

- 1 Willy Wonka explaining to an Oompa Loompa his plan for a contest
- 2 A reporter interviewing Charlie after the factory tour
- 3 Mrs. Bucket telling the family they have to eat cabbage soup again
- 4 Veruca, Violet, Augustus, or Mike telling one of their parents what happened to them in the factory

These costume sketches show what Charlie and Mr. Wonka will wear. At the performance notice the choice of fabric textures and colors.

COSTUME DESIGNS BY ROSEMARY PARDEE

Example of format for writing dialogue:

Mike: What does it do, Wonka?

Wonka: Just one sip of my fizzy lifting drink and you will float on air.


Mike: Float on air? Whoa!



Think about...



The Spark of Imagination

 Imagine worlds of chocolate rivers or giant peaches or big friendly giants. These worlds sprang from the mind of popular British author Roald Dahl (1916–1990), pictured right. Dahl once described how he came up with his ideas:

“It always starts with a tiny little seed of an idea, a little germ, and that even doesn’t come very easily...

When I do get a good one, mind you, I quickly write it down so that I won’t forget it because it disappears otherwise rather like a dream. But when I get it, I don’t dash up here and start to write it. I’m very careful. I walk around it and look at it and sniff it and then see if I think it will go.”

What do you think Dahl means when he says, “I walk around it and look at it and sniff it”? How might this help? Write your little seed of an idea and do what Dahl does. Then discuss whether you think it is worth writing.



Author Roald Dahl gathered ideas for his stories from some of his experiences. He noted that as a young boy, he delighted in sweet shops and chocolate bars.

You, the Audience

The performers in Roald Dahl’s *Willy Wonka* need help from you, the audience. You are an important part of the musical. Being a member of an audience in a theater is different from watching a movie or television show. The performers are in the same room with you and are affected by what you do. To do their best, the performers need you to watch and listen closely. Other audience members also depend on your quiet attention during the performance so they, too, can watch and listen.

Watch. Listen. Think. Imagine.
Enjoy Roald Dahl’s *Willy Wonka!*

Resources

You may want to ...

watch:

Willy Wonka and the Chocolate Factory, DVD, 2001.

read:


Dahl, Roald. *Charlie and the Chocolate Factory*. NY: Alfred A. Knopf Books for Young Readers, 2001. (Hardcover)

Dahl, Roald. *Charlie and the Chocolate Factory*. NY: Puffin Books, 1998. (Paperback)

listen:

Willy Wonka and the Chocolate Factory: Music from the Original Soundtrack of the Paramount Picture. Hip-O Records 40020, 1996.

go online:

 The Roald Dahl Web site www.roalddahl.com

The Field Museum: All About Chocolate fieldmuseum.org/chocolate/kids.html

The Kennedy Center

Stephen A. Schwarzman
Chairman

Michael M. Kaiser
President

Darrell M. Ayers
Vice President, Education

For more information about the performing arts and arts education, visit our Web sites:

- kennedy-center.org/education
- artsedge.kennedy-center.org

Roald Dahl’s *Willy Wonka*

Directed by Graham Whitehead

Roald Dahl’s *Willy Wonka* is a commission of the Kennedy Center. *Cuesheets* are funded in part through the support of the U.S. Department of Education, the Kennedy Center Corporate Fund, the Morris and Gwendolyn Cafritz Foundation, the President’s Advisory Committee on the Arts, and The Winnick Family Foundation.

Cuesheet

Editor: Lynne B. Silverstein

Writer: Marcia A. Friedman

Design: Good Design/Nice Pictures

Illustrations from *Charlie and the Chocolate Factory* by Roald Dahl, illustrated by Quentin Blake, copyright © 1998 by Quentin Blake illustrations. Used by permission of Puffin Books, A Division of Penguin Young Readers Group, A Member of Penguin Group (USA) Inc., 345 Hudson Street, New York, NY 10014. All rights reserved.

© 2004, The John F. Kennedy Center for the Performing Arts